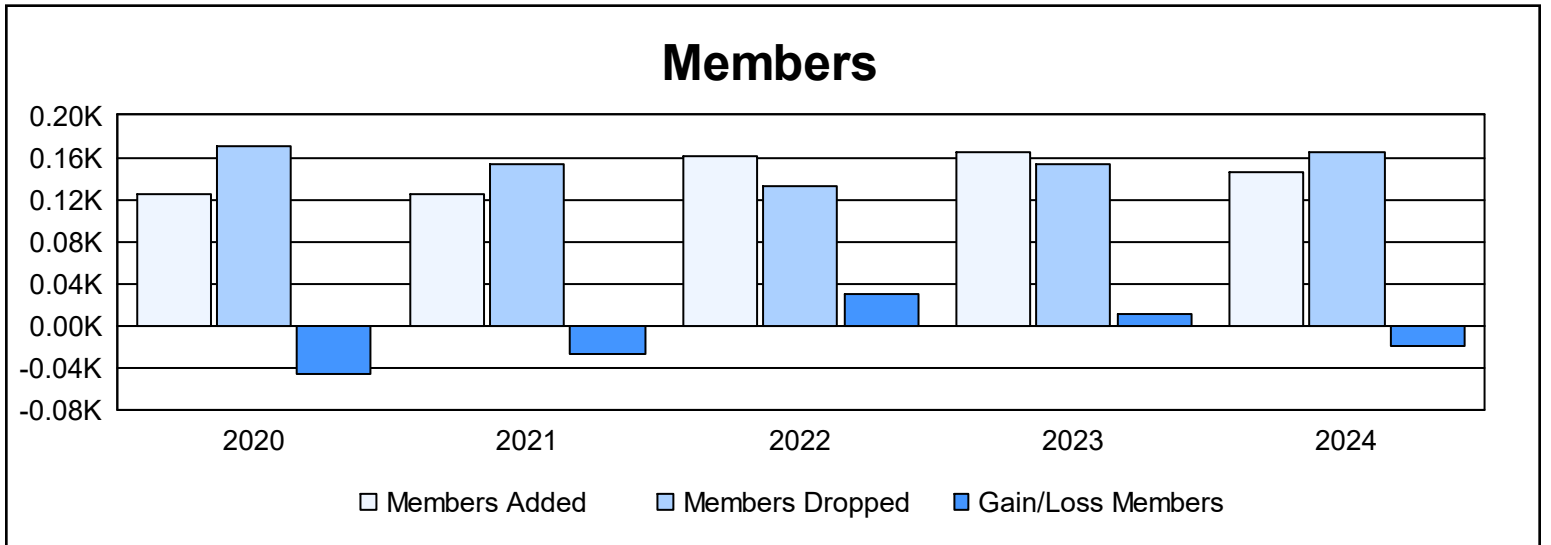
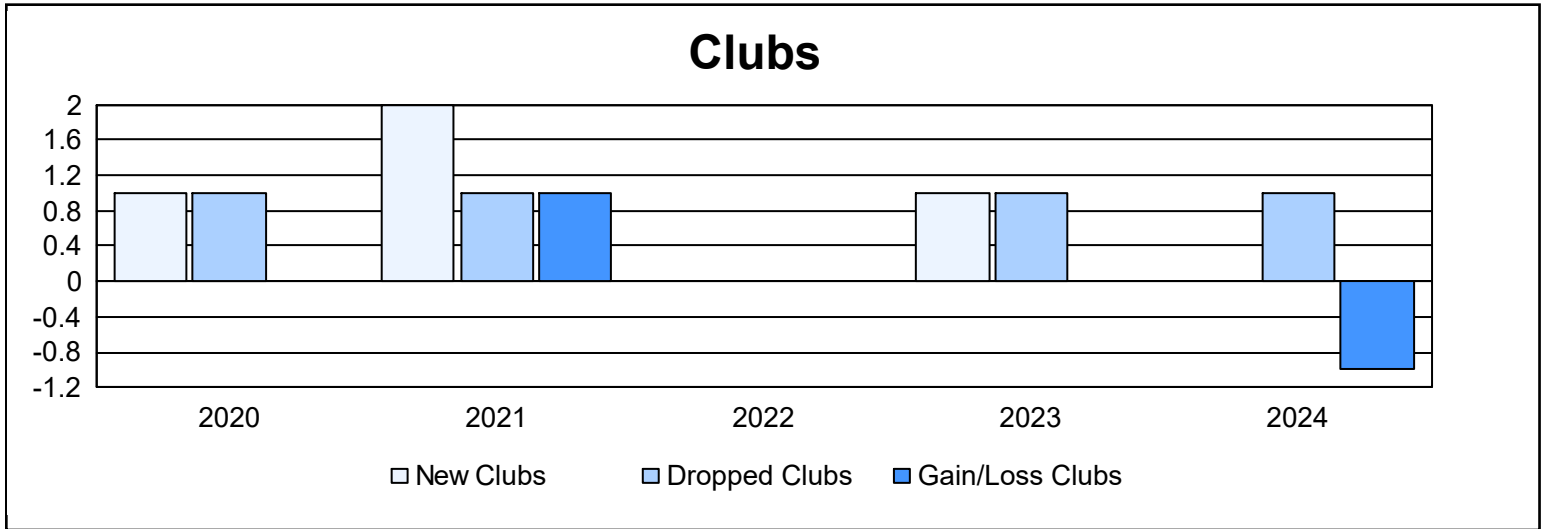
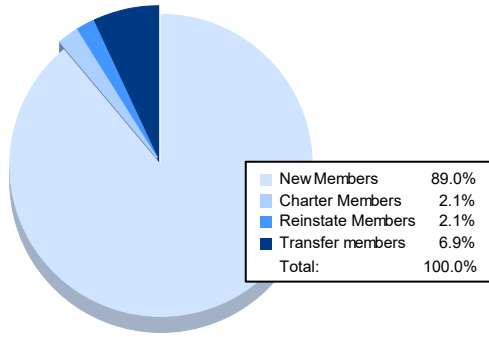


Year	New Clubs	Dropped Clubs	Gain/ Loss Clubs	New Members	Charter Members	Reinstate Members	Transfer Members	Total Member Added	Total Members Dropped	Gain/ Loss Members
2019-2020	1	1	0	94	23	3	4	124	170	-46
2020-2021	2	1	1	67	46	6	6	125	153	-28
2021-2022	0	0	0	152	0	3	6	161	132	29
2022-2023	1	1	0	113	34	2	16	165	154	11
2023-2024	0	1	-1	129	3	3	10	145	164	-19
<b>Average</b>	<b>1</b>	<b>1</b>	<b>0</b>	<b>111</b>	<b>21</b>	<b>3</b>	<b>8</b>	<b>144</b>	<b>155</b>	<b>-11</b>



### Membership Composition June 2024 Cumulative



### Gender Composition June 2024 Cumulative

